

Layette Nightgown Pattern



Materials List:

- $\frac{3}{4}$ yard of 45" fabric will make 1 gown cut crosswise, or:
- 1 $\frac{1}{4}$ yard of 60" fabric will make 2 gowns cut lengthwise
- Thread
- Ribbon: two 9" lengths of $\frac{1}{4}$ inch ribbon

Fold fabric (approximately 45" x 27") in half lengthwise, this fold will be the shoulder and the upper sleeve. See figure A.

Find the center of the fold. Using pattern (actual size) cut neck and cut slit in front only. If pattern is available, measure in on one side at fold 9 $\frac{1}{2}$ " and mark. Measure down from center 1 $\frac{5}{8}$ " and mark. Cut curve through fold connecting side and center marks. This will make the neck opening. Measure on one side only a 3" slit and cut.

Figure B (see page 2)

Measure down from the fold 3 $\frac{3}{4}$ " and mark (A). This will mark the sleeve opening. Measure in from that mark 3 $\frac{1}{2}$ " and mark (B). Repeat on other side. Measure in from the side bottom 5" and mark (C). Measure up from that mark 14 $\frac{1}{2}$ " and mark (D). Connect under the arm marks (B & D) with a curve. Cut connecting marks. Repeat on other side.

Pin the ribbons $\frac{3}{8}$ " from the top of the slit on each side. Refer to neck pattern.

Serge neck and slit opening catching the ribbon. Hem sleeves in $\frac{1}{4}$ " shirttail hem.

Serge the side seams. Hem bottom in $\frac{1}{2}$ " hem.

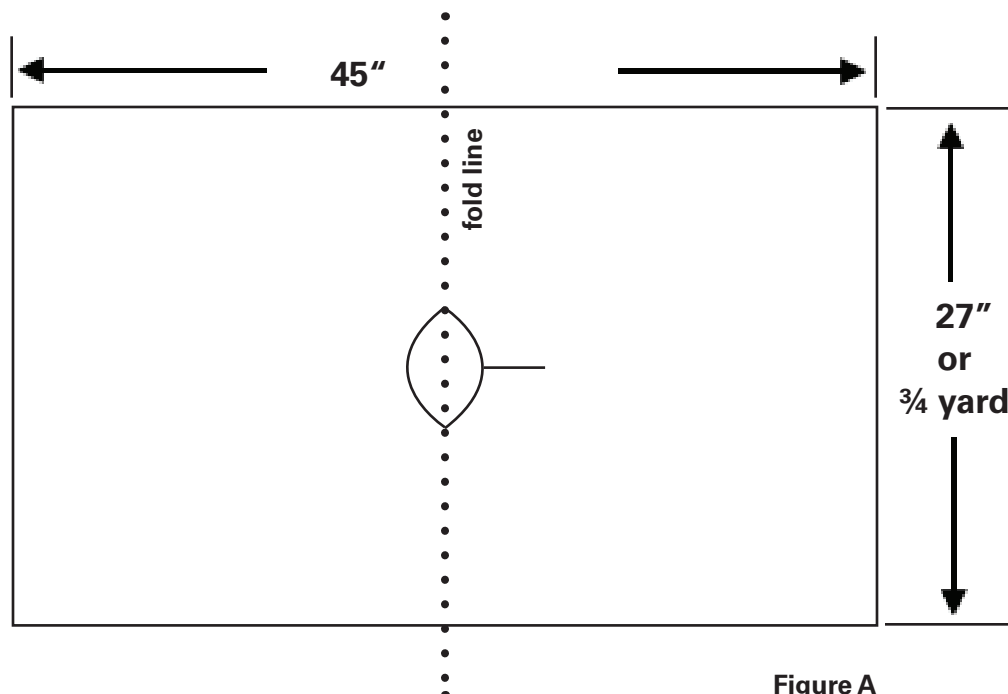


Figure A

Layette Nightgown Pattern

(continued)

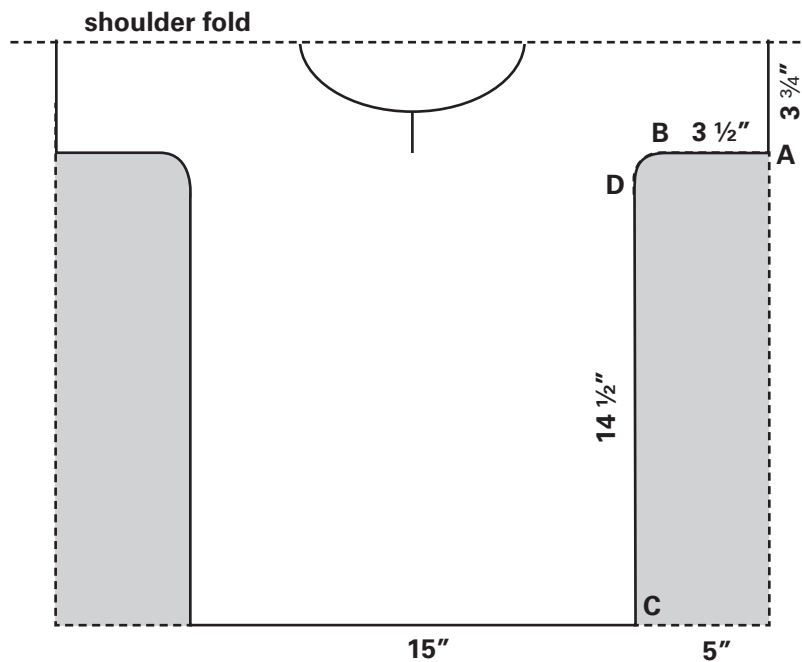
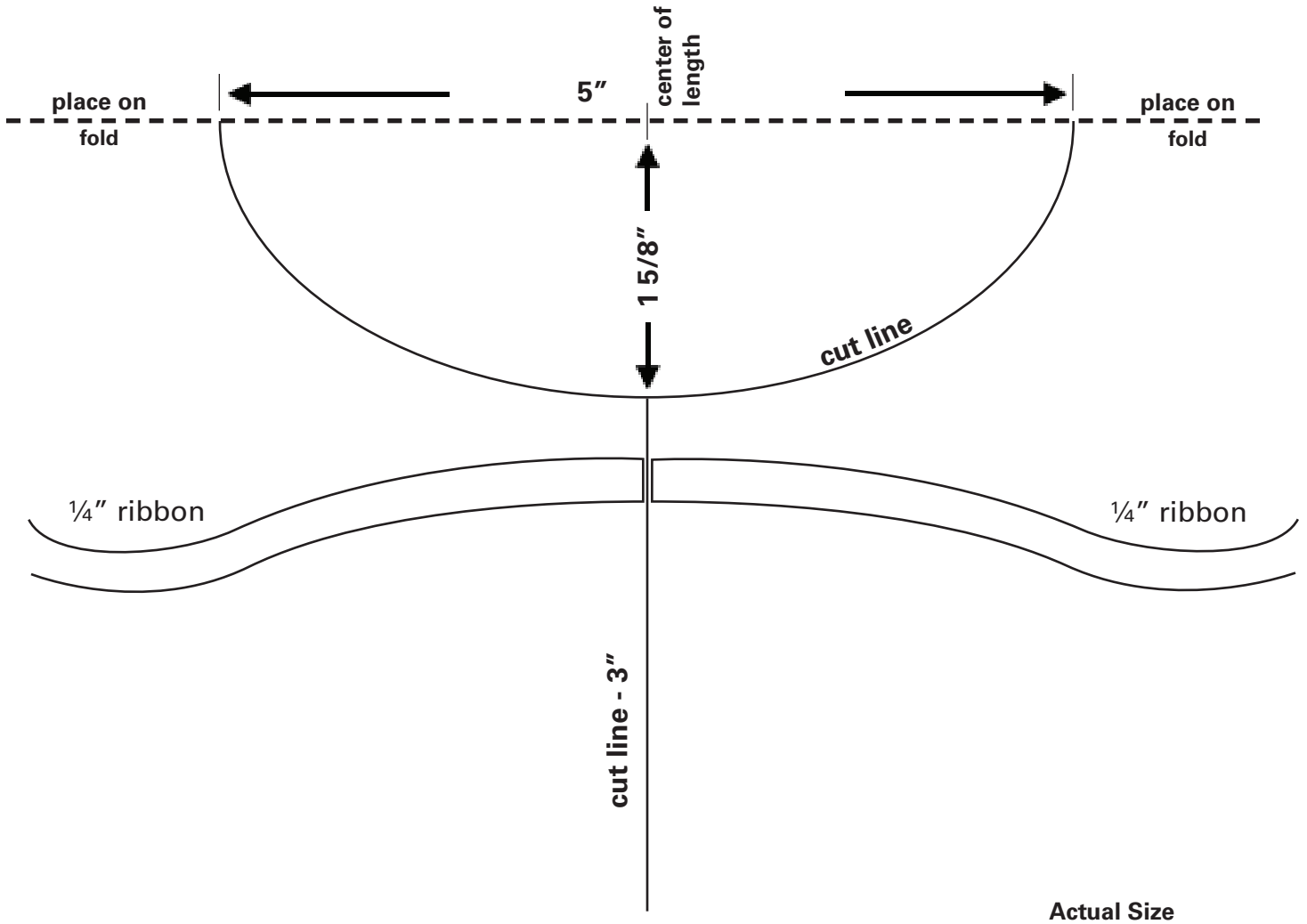


Figure B